

SECTION 6

MAJOR APPLIANCES

(Product Group - 700)

Rangehoods	216
Washing Machines and Spare Parts	217 - 219
Fridge Fans	220
Waeco Refrigeration	220 - 222
Dometic Refrigeration and Accessories	222 - 224
Thetford Refrigeration	225 - 227
Thetford Cooking Appliances	228 - 231
Smev Cooking Appliances	231
Lido Stoves	232
Barbeques	232 - 233
Sphere Microwave	233
My Coolman Fridges	234 - 235
Sphere RVX Fridge Freezers	236 - 237



DOMETIC RANGEHOODS

700-00100
CK150 RANGEHOOD
12V FLUSH MOUNT



700-00110
CK155 RANGEHOOD
12V SURFACE MOUNT



SPHERE™ RANGEHOODS (12V)

Cooking in confined spaces can sometimes create unwanted scents and condensation on your RV's splashback. By installing a rangehood, hot and foul smells are quickly extracted up and out of your RV. Comprising of three models, the rangehoods are easy to install thanks to their compact size. This range features an LED lighting strip and easy to remove filters (for cleaning).

700-06200
SPHERE™ TOUCH CONTROL

Features a tempered glass front panel with an LCD display and a stainless steel body. Suitable for installation underneath a cupboard.

Specifications
 Dimensions: 530W x 304D x 60H (mm)
 Air Flow: 100m³/hr
 Total Input: 35W



700-06202
SPHERE - S/STEEL
RANGE HOOD WITH
TOUCH CONTROL




Features

- > Touch Control Stainless Steel Front
- > 3 Speed
- > 1 High Volume Airflow 12v Fan
- > LED Strip Light
- > Removable Easy to Clean Aluminium Filter
- > Stainless Steel Construction
- > Vents through the Rear or Top
- > Easy to Fit
- > W 528mm x D 300mm x H 60mm

Specifications

Power: 12 volt
Rating Motor input Power: Maximum 1 x16W
Illumination: Maximum 3W
Total input Power: 19W
Air Flow: 50m³/hr
 Removable Filter 5 layer Aluminium mesh
Out Side Dimension: W 528mm x D 300mm x H 60mm
Body Material: Stainless Steel

700-06212
SPHERE - RANGE HOOD
WITH PUSH BUTTON
PANEL



Features

- > Stainless Steel Panel
- > 1 High Volume Airflow 12V Fan
- > LED strip light
- > Removable Easy to Clean Filter
- > Zinc Steel Construction
- > Vents through the Rear or Side
- > Easy to Fit

Specifications

Power: 12 volt DC
Rating Motor input Power: Maximum 1 x16W
Illumination: Maximum 3W
Total input Power: 19W
Air Flow: 50m³/hr
 Removable Filter 5 layer Aluminium mesh
Stainless Steel Panel Dimension: W 520mm x D 230mm x H 9mm
Out Side Dimension: W 458mm x D 185mm x H 63mm
Body Material: Zinc Steel

SPHERE™ AUTOMATIC MINI WASHING MACHINES



Available in two compact sizes, these washing machines allow you to pack fewer clothes for an extended holiday. The need to wait your turn to use the caravan park laundry has ceased because you're now able to do your laundry when it is convenient for you. It has five processes from a wash-rinse-spin cycle (lasting approx. 38mins) to a simple spin cycle (lasting approx. 7 mins). Wash settings are set via the uncomplicated control panel. This washing machine is suited to cold wash only but has the adaptability of having the drainage hose outlet on either the left or the right side of the machine. With an elegant white body and stainless steel wash tub, it will fit the interior décor of any RV.

They now feature rubber hoses with s/s 'screw type' hose clamps and a newly designed carry basket with locking clips.

700-00352 AUTO MINI WASHING MACHINE (2.6KG)

Specifications

Power Supply: 240V/50Hz
Max Water Volume: 20L
Weight: Gross - 18kg, Net - 16kg
Dimensions: 410W x 420D x 640H (mm)



700-00362 AUTO MINI WASHING MACHINE (3.3KG)

Specifications

Power Supply: 240V/50Hz
Max Water Volume: 26L
Weight: Gross - 20kg, Net - 18.5kg
Dimensions: 410W x 420D x 740H (mm)

700-00800 SPHERE™ WASHING MACHINE TOP LID



700-00803
SPHERE WASHING
MACHINE WATER LEVEL
SENSOR



700-00817
SPHERE WASHING
MACHINE PLASTIC
BASKET FOR LINING



700-00806
SPHERE WASHING
MACHINE SPRING



700-00818
SPHERE WASHING
MACHINE UP DRAIN
HOSE



700-00807
SPHERE WASHING MACHINE
SAFETY SWITCH



700-00819
SPHERE WASHING MACHINE
PUMP



700-00810
SPHERE WASHING
MACHINE LINT
FILTER KIT



700-00822
SPHERE WASHING
MACHINE CONNECT
RUBBER HOSE



700-00812
SPHERE WASHING
MACHINE V-BELT



700-00816
SPHERE WASHING
MACHINE WATER
INLET HOSE



SPHERE ECOSPIN PORTABLE WASHER



Sphere EcoSpin Portable Washer is a hand-powered spin cycle clothes washer. Gentle on clothes this Eco-friendly laundry option is the perfect choice for when you're off the beaten trail.

The Sphere EcoSpin Portable Washer can wash up to 2L of laundry in just minutes. This time and money saver requires no electricity and uses less water and detergent than traditional washing machines. Its clever design is gentle on clothes, there are no protruding elements to cause damage like other hand powered washers. It takes less effort to spin compared to other hand powered washers and the EcoSpin can even spin dry your clothes so they dry faster on the line.

The lightweight, highly portable Sphere EcoSpin portable washer is the perfect option for free camping, caravanning and fishing.

700-00370

SPHERE ECOSPIN PORTABLE WASHER

Features

- > Easy to use
- > Compact and sturdy design
- > Tight locking lid
- > Fold down crank handle
- > Directional drainage hose
- > Four feet for excellent grip
- > 1 Year Warranty

Specifications

Dimensions: 345 x 344 x 343mm

Load capacity: 2L

Wash time: 2 minutes

Spin time: 30 seconds



700-01050
FRIDGE FAN (SOLAR)



700-01060
FRIDGE FAN (12V)

Prevent heat build-up behind your RV fridge with this thermostatic controlled fridge fan. Too much heat around your fridge reduces its efficiency in keeping the fridge contents cold. It is quiet and helps to increase your fridges cooling ability by up to 40%. It can also assist in reducing your fridges energy consumption. Comes with 4m of wire and simple to follow fitting instructions.



700-01100
CAMCO
REFRIDGERATOR
VENT COVER TOP
ONLY



700-01102
CAMCO
REFRIDGERATOR
VENT BASE



WAECO ACCESSORIES

700-02850
WAECO UFK
MOUNTING BRACKET
Suitable for: CF25, CF35, CF40, CF50, CF60, CCF35, CCF40, CCF45



WAECO ADAPTERS

700-02402
WAECO 110 - 240V
AC TO 24V POWER
ADAPTER (MPS-50A)
Suits all Waeco CDF and CF models, has an output current of 6A.



Specifications
Dimensions: 120W x 70H x 200D mm

700-02414
WAECO EPS817A POWER
ADAPTER
A 240V to 12VDC adapter; suitable for use with: CF18, CF25Vera, CDF35Pack and CDF11; also suitable for use with all 12V thermoelectric coolboxes.



Specifications
Dimensions: 115W x 65H x 170D (mm)

WAECO COOLMATIC UPRIGHT
FRIDGES

The new RPD-190 and 218 models in the WAECO CoolMatic RPD series include a number of enhancements such as increased capacity, automatic front flange heating via internal dew point coil, AC integration, bottom internal ventilation and improved performance at high ambient temperature.

Features

- > Comes standard with flush mount frame
- > Electronic control with turbo and economy modes
- > 4 safety shelves - 2 height adjustable, storage shelf in freezer
- > Hinge conversion kit supplied
- > 2 separate doors
- > Crisper drawers
- > Door storage bins (Now with 2 x full width in freezer)
- > Interior light
- > Moulded in drain trough for easy cleaning

700-02696
WAECO COOLMATIC
RPD190 UPRIGHT
190L 2 DOOR FRIDGE

Specifications
Capacity: Total approx. 190L
Voltage: 12/24 volts DC and 100-240 volts AC
Insulation: CFC-free polyurethane foam
Overall Dimensions: 633W x 1451H x 580D mm
Cut out required: 610-620W x 1422-1432H mm
Weight: Approx. 44kg



700-02698
WAECO COOLMATIC
RPD218 UPRIGHT
218L 2 DOOR FRIDGE

Specifications

Capacity: Total approx. 218L
Voltage: 12/24 volts DC and 100-240 volts AC
Insulation: CFC-free polyurethane foam
Overall Dimensions: 633W x 1607H x 580D mm
Cut out required: 610-620W x 1580-1590H mm
Weight: Approx. 45kg



700-03102
WAECO COOLMATIC CRX 50

Specifications

Storage volume (approx.): 45L
Freezer compartment: 4.4L
Voltage: 12/24 V DC
Average Power Consumption: approx. 40 W
Current Consumption at 12V: 1.1 Ah/h at +25°C ambient temperature, 1.7 Ah/h at +32°C ambient temperature, both at +5°C interior temperature
Temperature Range: approx. +12 to -15°C
Dimensions (W x H x D): 380 x 534 x 447mm
With Flush-mount Frame: 406 x 536 x 495mm
With Standard frame: 384 x 536 x 447mm



700-03000
RV ELECTRONICS
FRIDGE SWITCH

Has an inbuilt electronic movement & vibration sensor which switches the 12v circuit of the caravan's 3-way fridge "on" when the vehicle is moving & turns the fridge "off" when the vehicle stops.



Fridgeswitch has a varying timing circuit which may keep the fridge turned on for up to 3 minutes after the vehicle has stopped. This is to keep the fridge turned on while you are stopped at traffic lights.

- > No more flat batteries when the fridge is left on
- > Only one auxiliary line needed
- > Automatically turns your caravan fridge on and off
- > Easy 15 minute installation

WAECO COOLMATIC CRX FRIDGE FREEZERS

Equipped with energy efficient genuine WAECO compressors, the well-proven WAECO CoolMatic refrigerator series provide outstanding energy efficient refrigeration for built-in mobile applications. Their operation is reliable even in tilted positions and high ambient temperatures. They work economically, quietly and are ideal to run with solar panels.

The various models of the CoolMatic series satisfy all mobile fridge requirements. There's a matching refrigerator for every size of vehicle and for every room situation. With a modern stylish exterior, plus well organised and practical interior, the WAECO CoolMatic CRX range are the logical choice for your caravan, motorhome, yacht or boat.

700-02980
WAECO CR-50 STANDARD MOUNTING FRAME

700-02990
WAECO CR-50 FLUSHMOUNT MOUNTING FRAME

700-03104
WAECO COOLMATIC CRX 65

Specifications

Storage volume (approx.): 57L
Freezer compartment: 7.0L
Voltage: 12/24 V DC
Average Power Consumption: approx. 45 W
Current Consumption at 12V: 1.4 Ah/h at +25°C ambient temperature, 1.8 Ah/h at +32°C ambient temperature, both at +5°C interior temperature
Temperature Range: approx. +12 to -15°C
Dimensions (W x H x D): 448 x 525 x 492mm
With Flush-mount Frame: 474 x 527 x 540mm
With Standard frame: 452 x 527 x 492mm
Without door: 448 x 525 x 492 mm
Weight (approx.): 19.0 kg



700-02982
WAECO CR-65 STANDARD MOUNTING FRAME

700-02992
WAECO CR-65 FLUSHMOUNT MOUNTING FRAME

700-03106
WAECO COOLMATIC CRX80

Specifications
 Storage volume (approx.): 78L
 Freezer compartment: 7.5L
 Voltage: 12/24 V DC
 Average Power Consumption: approx. 50 W
 Current Consumption at 12V: 1.9 Ah/h at +25°C ambient temperature, 2.0 Ah/h at +32°C ambient temperature, both at +5°C interior temperature
 Temperature Range: approx. +12 to -15°C
 Dimensions (W x H x D): 475 x 640 x 475mm
 With Flush-mount Frame: 501 x 642 x 523mm
 With Standard frame: 479 x 642 x 475mm
 Weight (approx.): 21.0 kg



700-03110
WAECO COOLMATIC CRX140

Specifications
 Storage volume (approx.): 130L
 Freezer compartment: 11.0L
 Voltage: 100/24 V AC 12/24 VDC
 Average Power Consumption: approx. 65 W
 Current Consumption at 12V: 1.89 Ah/h at +25°C ambient temperature, 2.5 Ah/h at +32°C ambient temperature, both at +5°C interior temperature
 Temperature Range: approx. +12 to -15°C
 Dimensions (W x H x D): 525 x 815 x 620mm
 With Flush-mount Frame: 551 x 817 x 668mm
 With Standard frame: 529 x 817 x 620mm
 Weight (approx.): 27.5 kg



700-02984
WAECO CR-80 STANDARD MOUNTING FRAME

700-02994
WAECO CR-80 FLUSHMOUNT MOUNTING FRAME

700-03108
WAECO COOLMATIC CRX110

Specifications
 Storage volume (approx.): 104L
 Freezer compartment: 9.0L
 Voltage: 12/24 V DC
 Average Power Consumption: approx. 65 W
 Current Consumption at 12V: 1.8 Ah/h at +25°C ambient temperature, 2.4 Ah/h at +32°C ambient temperature, both at +5°C interior temperature
 Temperature Range: approx. +12 to -15°C
 Dimensions (W x H x D): 520 x 745 x 558mm
 With Flush-mount Frame: 546 x 747 x 606mm
 With Standard Frame: 524 x 747 x 558mm
 Weight (approx.): 26.0 kg



700-02988
WAECO CR-140 STANDARD MOUNTING FRAME

700-02998
WAECO CR-140 FLUSHMOUNT MOUNTING FRAME

700-03452
DOMETIC 8 SERIES
ABSORPTION
REFRIGERATOR RM8501RH
106L WITH RIGHT HINGE

Made for built-in installations, the 8-Series features MES (Manual Energy Selection) which means you have the choice to operate it on 12V, 240V or gas. Available with a right-hinge, it has easy fingertip door opening. Other handy features include interior lighting, a magnetic seal on the door, a patented removable freezer compartment and flexible internal shelving. Comes with a Dometic 2yr warranty.



Specifications
 Dimensions: 523W x 821H x 529D (mm)
 Weight: 28kg
 Capacity: 106L (Total)
 With Freezer: 100L Fridge, 9L Freezer
 Power: 240V/ 135W; 12V/ 130W or Gas (18.3g/hr)

700-02986
WAECO CR-110 STANDARD MOUNTING FRAME

700-02996
WAECO CR-110 FLUSHMOUNT MOUNTING FRAME

700-03510
DOMETIC RM2350
3-way 90L fridge 12V/240V/gas

Specifications
 Dimensions: H 766 x W 550 x D 565mm



700-03532
DOMETIC RM2553
3-way 150L fridge 12V/240V/gas

Specifications
Dimensions: H 1104 x W 632 x D 627mm



700-03548
DOMETIC LS300
VENT KIT
(FRAME & GRILL)
WHITE



700-03536
DOMETIC RGE410
2-way 220L fridge 240V/gas

Specifications
Dimensions: H 1612 x W 592 x D 623mm




700-03549
DOMETIC LS300 VENT KIT
(FRAME & GRILL) BLACK

700-03565
DOMETIC UPPER
FRAME T/S AS1625
WHITE



700-03564
DOMETIC LOWER
VENT T/S AS1625
WHITE



700-03540
DOMETIC A1625 VENT KIT

Vent kit with T piece for Dometic 3 way refrigerator, suitable for absorption fridges. These are fitted on the outside of the van behind the fridge to allow air flow.



700-03563
DOMETIC LOWER
FRAME T/S AS1625
WHITE



700-03544
DOMETIC LOCKING CLIP FOR
A1625 VENT KIT



700-03567
DOMETIC UPPER
VENT FLUE INSERT



700-03543
DOMETIC UPPER
VENT T/S AS1625
WHITE



700-03580
DOMETIC UPPER
FRAME T/S AS1625
BLACK



700-03582
DOMETIC UPPER VENT
T/S AS1625 VENT
BLACK



700-03584
DOMETIC LOWER
FRAME T/S AS1625
BLACK



700-03684
DOMETIC FLUE KIT+T-
PIECE. 3776



700-03586
DOMETIC LOWER
VENT T/S
AS1625BLACK



700-03698
DOMETIC FRIDGE TEE PIECE



700-03588
DOMETIC UPPER
VENT FLUE INSERT
BLACK



700-03650
DOMETIC ELEMENT 240V 195W
FOR RM2453/RM2553



700-03668
DOMETIC LOCK
Dometic lock for RM4401.



700-03652
DOMETIC ELEMENT 240V
175W FOR RM2330/RM2350



700-03680
DOMETIC SPRING L/H
T/S RM2330/2310



700-03656
DOMETIC ELEMENT 240V
135W FOR RM4401/4400



700-03691
DOMETIC SPRING R/H
T/S RM2330/2310



700-03660
DOMETIC SPRING HOUSING
RH FOR RM2330/2310



700-03662
DOMETIC SPRING
HOUSING LH FOR
RM2330/2310



THETFORD 3-WAY FRIDGES AND VENTS

For more than 40 years, Thetford has been designing and developing refrigerators for the leisure market. Thetford absorption refrigerators work differently than your fridge at home. Thetford 3-way refrigerators have no compressor, making them much quieter. This means you can relax and enjoy a pleasant stay in your caravan or camper, without noisy appliances buzzing in the background. Not stopping with mere production, Thetford continues to develop and innovate in terms of quality, design and ease of use. Thetford refrigerators are extensively tested to high quality standards, are AGA approved and carry the CE mark. Plus Thetford refrigerators come with a full three year warranty.

700-03883 90L 3-WAY REFRIGERATOR (N314-E)

- > Compact model (90L gross capacity)
- > Electric display
- > Automatic Energy Selection (SES)
- > AGA (The Australian Gas Association) approved to the latest Australian standards
- > Adjustable thermostat to respond to high ambient temperatures and varied use
- > Flame current meter monitors gas ignition
- > Easy-to-clean, durable white, powder-coated shelves
- > Includes one ice tray
- > Contemporary design with ergonomic controls and latch.



Specifications

Dimensions Including Depth of Door: 770H x 556W x 582D (mm)
Enclosure Cut-Out Dimensions: 756H x 521W x 543D (mm)
Total Gross Capacity: 90L (approx.)
Freezer Compartment: 11L (approx.)
Energy Consumption on 12V/240V: 2.7kW/24hr (approx.)
Energy Consumption on Gas: 12g/hr (approx.)
Net Weight: 28kg
Cooling Fan: n/a

700-03812 136L 3-WAY REFRIGERATOR (N414-E)

- > Compact model (136L gross capacity)
- > Electric display
- > Automatic Energy Selection (SES)
- > AGA (The Australian Gas Association) approved to the latest Australian standards
- > Adjustable thermostat to respond to high ambient temperatures and varied use
- > Flame current meter monitors gas ignition
- > Easy-to-clean, durable white, powder-coated shelves
- > Includes one ice tray
- > Contemporary design with ergonomic controls and latch.



Specifications

Dimensions Including Depth of Door: 937H x 625W x 640D (mm)
Enclosure Cut-Out Dimensions: 929H x 602W x 610D (mm)
Total Gross Capacity: 136L (approx.)
Freezer Compartment: 20L (approx.)
Energy Consumption on 12V/240V: 3.5kW/24hr (approx.)
Energy Consumption on Gas: 17g/hr (approx.)
Net Weight: 37kg
Cooling Fan: 1

700-03772 THETFORD N3141A 140LT SES 3 WAY FRIDGE REVERSIBLE HAND

Thetford Australia proudly introduces a new fridge for the RV market, the N3141-A. The new N3141-A is the ultimate space saver which also offers the best cooling performance. The state-of-the-art LCD display with touch screen and the unique external drawer make the fridge super easy to use.



Specifications

Dimensions Including Depth of Door: 1510H x 439W x 561D (mm)
Total Volume incl. freezer: 141L
Freezer Compartment: 15L
Usable Power Source: DC/AC/Gas
Control Panel: LCD
Door Shape: Flat Framed
Net Weight: 38kg

700-03920
THETFORD 166L SES
3 WAY ELECTRONIC
ABSORPTION FRIDGE
(N514-E)

- > Larger model (166L gross capacity)
- > Electric display
- > Automatic Energy Selection (SES)
- > AGA (The Australian Gas Association) approved to the latest Australian standards
- > Adjustable thermostat to respond to high ambient temperatures and varied use
- > Flame current meter monitors gas ignition
- > Easy-to-clean, durable white, powder-coated shelves
- > Includes one ice tray
- > Contemporary design with ergonomic controls and latch.



Specifications

Dimensions Including Depth of Door: 1090H x 625W x 640D (mm)
Enclosure Cut-Out Dimensions: 1083H x 602W x 610D (mm)
Total Gross Capacity: 166L (approx.)
Without Freezer Compartment: 144L (approx.)
Freezer Compartment: 20L (approx.)
Usable Power Source: DC/AC/Gas
Energy Consumption 12v/240v: 3.5kWh/24h
Energy Consumption Gas: 17gr/h
Door Shape: Flat / Framed
Net Weight: 40kg
Cooling Fans: 1

THETFORD 185L SLIMLINE
N3185 FRIDGES

This two door 3 Way Fridge/Freezer combination is the perfect space saver when you are looking for a high quality Fridge with a big capacity. Thetford N3000 Fridges: small in size, BIG in volume!



Specifications

Dimensions Including Depth of Door: 1250H x 525W x 628D (mm)
Enclosure Cut-Out Dimensions: 1245H x 531W x 585D (mm)
Total Gross Capacity: 185L (approx.)
Without Freezer Compartment: 154L (approx.)
Freezer Compartment: 31L (approx.)
Usable Power Source: DC/AC/Gas
Door Shape: Curved / Framed
Net Weight: 43kg
Cooling Fans: 2

700-03880
THETFORD LH 185L SLIMLINE N3185 FRIDGE

700-03881
THETFORD RH 185L SLIMLINE N3185 FRIDGE

THETFORD 192L 3 WAY ABSORPTION
FRIDGES

- > Electric operation
- > Automatic Energy Source Selection
- > With two fans to boost cooling performance
- > AGA (The Australian Gas Association) approved to the latest Australian standards
- > Adjustable thermostat to respond to high ambient temperatures and varied use
- > Flame current meter monitors gas ignition
- > Easy-to-clean, durable white, powder-coated shelves
- > Includes one ice tray
- > Contemporary design with ergonomic controls and latch.



Specifications

Dimensions Including Depth of Door: 1454H x 624W x 645D (mm)
Enclosure Cut-Out Dimensions: 1415H x 607W x 620D (mm)
Total Gross Capacity: 192L (approx.)
Without Freezer Compartment: 137L (approx.)
Freezer Compartment: 47L (approx.)
Usable Power Source: DC/AC/Gas
Energy Consumption 12v/240v: 4.3kWh/24h
Energy Consumption Gas: 19gr/h
Door Shape: Flat / Framed
Net Weight: 52kg
Cooling Fans: 1

700-03887
THETFORD RH 192L 3 WAY ABSORPTION FRIDGE
N614E

700-03888
THETFORD LH 192L 3 WAY ABSORPTION FRIDGE
N614E

700-03902
THETFORD T1152
152 LITRE SLIM
COMPRESSOR
FRIDGE



Following the slim refrigerators of only 418 mm wide and the growing interest for compressor refrigeration, Thetford developed the T1152. A powerful 152L compressor refrigerator.

- > Thetford refrigerators are extensively tested to high quality standards
- > First class cooling performance
- > Optimal use of space

Specifications


Dimensions Including Depth of Door: 1500H x 418W x 578D (mm)
 Door Shape Flat Framed: 10 mm
 Energy Consumption-Day Mode: 0.3 kWh/24h (16°C) / 0.7 kWh/24h (32°C)
 Energy Consumption-Night Mode: 0.2 kWh/24h (16°C) / 0.7 kWh/24h (32°C)
 Freezer Volume: 18L
 Gross Volume Fresh Food Compartment: 133 L
 Net Weight: 34kg

700-03722
THETFORD FLUE KIT

To suit N304, N504 and N604



700-03730
THETFORD TOP
OUTSIDE VENT FOR
3-WAY FRIDGES
(WHITE)



Specifications

Main Dimensions: 186H x 483W (mm)
 Cut Out Dimensions: 156 x 451W (mm)
 Net Weight: 0.5kg

700-03732
THETFORD BOTTOM
OUTSIDE VENT FOR
3-WAY FRIDGES
(WHITE)



Specifications

Main Dimensions: 186H x 483W (mm)
 Cut Out Dimensions: 156 x 451W (mm)
 Net Weight: 0.5kg

700-03736
THETFORD TOP
OUTSIDE VENT FOR
3-WAY FRIDGES
(BLACK)



Specifications

Main Dimensions: 186H x 483W (mm)
 Cut Out Dimensions: 156 x 451W (mm)
 Net Weight: 0.5kg

700-03738
THETFORD BOTTOM
OUTSIDE VENT FOR
3-WAY FRIDGES
(BLACK)



Specifications

Main Dimensions: 186H x 483W (mm)
 Cut Out Dimensions: 156 x 451W (mm)
 Net Weight: 0.5kg

700-03837
THETFORD LARGE
FRIDGE VENT WHITE



Specifications

Main Dimensions: 281H x 533W (mm)
 Cut Out Dimensions: 248 x 488W (mm)
 Net Weight: 0.7kg

700-03740
THETFORD LARGE
FRIDGE VENT BLACK



Specifications

Main Dimensions: 281H x 533W (mm)
 Cut Out Dimensions: 248 x 488W (mm)
 Net Weight: 0.7kg

700-03776
THETFORD SR, VENT
257 X 432 L.GREY



THETFORD COOKING APPLIANCES

Who says you can't enjoy culinary cooking in your camper, caravan or holiday home? With the well-designed hobs, ovens, grills and sinks from Thetford, you can! Thetford cooking appliances are designed to be as home like as possible. Thetford uses the highest quality materials and thoroughly test each appliance to ensure its ultimate safety - and your satisfaction. All Thetford cooking appliances are designed and manufactured in the British city of Sheffield, and they come with a three year manufacturer's warranty.

700-04000**CAPRICE MK3 - DUAL FUEL**

An all-in-one combination unit (with stove, grill and oven) which offers you all the convenience to make the best meals, just like home! It features a flame failure device on valves, automatic shut off on glass lid, glass lid, oven light, oven shelf, multifunction pan, detachable handle and pan trivet.

**Specifications**

Overall Dimensions: 644H x 513W x 500D (mm)
Enclosure Cut-Out Dimensions: 646H x 496W x 493D (mm)
Gas Hotplate Burners: 2 x 1.5kW; 1 x 1.0kW
Electric Hotplate (220-240V, ~50Hz): 1000W
Oven Capacity: 36L
Grill Capacity: 13.7L
Net Weight: 26.2kg

700-04010**CAPRICE MK3 - GAS ONLY**

An all-in-one combination unit (with stove, grill and oven) which offers you all the convenience to make the best meals, just like home! It features a flame failure device on valves, automatic shut off on glass lid, glass lid, oven light, oven shelf, multifunction pan, detachable handle and pan trivet.

NZ #700-90034

**Specifications**

Overall Dimensions: 644H x 513W x 500D (mm)
Enclosure Cut-Out Dimensions: 646H x 496W x 493D (mm)
Gas Hotplate Burners: 3 x 1.5kW; 1 x 1.0kW
Oven Capacity: 36L
Grill Capacity: 13.7L
Net Weight: 25.2kg
Net Weight: 26.2kg

700-04020**MINIGRILL MK3 - DUAL FUEL**

If space is limited, this grill and hob combination offers you all the quality features: flame failure device on valves, automatic shut off on glass lid, glass lid, multifunctional pan, detachable handle and pan trivet.

**Specifications**

Overall Dimensions: 311H x 513W x 500D (mm)
Enclosure Cut-Out Dimensions: 312H x 496W x 493D (mm)
Gas Hotplate Burners: 2 x 1.5kW; 1 x 1.0kW
Electric Hotplate (220-240V, ~50Hz): 1000W
Grill Capacity: 13.7L
Net Weight: 16.2kg

700-04030**MINIGRILL MK3 - GAS ONLY**

If space is limited, this grill and hob combinations offer you all the quality features: flame failure device on valves, automatic shut off on glass lid, glass lid, multifunctional pan, detachable handle and pan trivet.



NZ #700-90040

Specifications

Overall Dimensions: 311H x 513W x 500D (mm)
Enclosure Cut-Out Dimensions: 312H x 496W x 493D (mm)
Gas Hotplate Burners: 3 x 1.5kW; 1 x 1.0kW
Grill Capacity: 13.7L
Net Weight: 14.5kg

700-04040**TRIPLEX MK3 - DUAL FUEL**

A compact combination stove, grill and oven that affords multi-function versatility in a durable, light-weight and easy to clean unit. Its main features include: flame failure device on valves, automatic shut off on glass, glass lid, oven shelf, multifunctional pan, detachable handle and pan trivet.

**Specifications**

Overall Dimensions: 468H x 456W x 500D (mm)
Enclosure Cut-Out Dimensions: 463H x 445W x 493D (mm)
Gas Hotplate Burners: 2 x 1.5kW
Electric Hotplate (220-240V, ~50Hz): 1000W
Oven Capacity: 36L
Net Weight: 23.1kg

700-04058**TRIPLEX - GAS ONLY**

A compact combination stove, grill and oven that affords multi-function versatility in a durable, light-weight and easy to clean unit. Its main features include: flame failure device on valves, automatic shut off on glass, glass lid, oven shelf, multifunctional pan, detachable handle and pan trivet.

**NZ #700-90036****Specifications**

Overall Dimensions: 468H x 456W x 500D (mm)
Enclosure Cut-Out Dimensions: 463H x 445W x 493D (mm)
Gas Hotplate Burners: 2 x 1.5kW; 1 x 2.5kW
Oven Capacity: 36L
Net Weight: 25.5kg

700-04100**ARGENT HOB MK3
- 3 BURNER**

The Argent Hob is a stainless steel hob with detachable pan stands, that are easy to clean and enamelled burner lids. Features include: flame failure device on valves, smoked black glass lid and automatic shut off on lid.

**Specifications**

Overall Dimensions: 110H x 570W x 470D (mm)
Worktop Cut-Out Dimensions: 545W x 433D (mm)
Gas Hotplate Burners: 2 x 1.5kW; 1 x 2.5kW
Net Weight: 8.0kg

700-04070**OVEN AND GRILL MK3
- DUPLEX**

Enhance your kitchen with a Thetford combination oven and grill. They are made of high quality materials and components that are easy to use. Features include: piezo ignition, flame failure device on valves, oven shelf, multifunctional pan, detachable handle and pan trivet.

**NZ #700-90038****Specifications**

Overall Dimensions: 445H x 456W x 440D (mm)
Enclosure Cut-Out Dimensions: 438H x 445W x 490D (mm)
Oven Capacity: 36L
Net Weight: 13.5kg

700-04110**ARGENT HOB MK3
- 4 BURNER**

The Argent Hob is a stainless steel hob with detachable pan stands, that are easy to clean and enamelled burner lids. Features include: flame failure device on valves, smoked black glass lid and automatic shut off on lid.

**Specifications**

Overall Dimensions: 110H x 570W x 470D (mm)
Worktop Cut-Out Dimensions: 545W x 433D (mm)
Gas Hotplate Burners: 4 x 1.5kW
Net Weight: 8.0kg

700-04080**THETFORD SPINFLO
MK3 GRILL ONLY**

Explore your cooking creativity with the Thetford-MK3 Grill (Gas). Features include a flame failure device on valves, oven shelf, multi-function pan with detachable handle, pan trivet and piezo ignition.

**Specifications**

Dimensions: 282H x 444W x 450D mm
Recess Required: 277H x 445W x 490D mm
Total Heat Input - Grill: 1.6 kW
Weight: 6.2kg

700-04120**THETFORD CAPRICE FAN
FORCED OVEN**

An all-in-one combination unit (with stove, grill and oven) which offers you all the convenience to make the best meals, just like home! This fan-forced oven circulates heat around the cooking area to ensure food is cooked evenly. Key Features include an optimal temperature distribution, automatic shut off if the glass lid is closed and a stylish design built with high quality components. Made in Great Britain, the Thetford Caprice fan-forced oven comes with a 3 year warranty.

**Specifications**

Ignition: 12V spark
Stovetop: 3 gas burners and one electric hotplate
Overall Dimensions: 644H x 513W x 500D (mm)
Cut Out Dimensions: 646H x 496W x 493D (mm)
Gas Hotplate Burners: 2 x 1.5kW, 1 x 1kW
Electric Hotplate: 1000W
Oven Capacity: 36L
Net Weight: 26.5kg

700-04210**TOPLINE HOB**

A sleek, flush-mounting hob with a glass lid that covers burners for a clean look. It has an electric 12V DC ignition, a steel coated trim and frame. It also features: a flame failure device on valves, smoked black glass lid, flush bench top fitment and an automatic shut off on lid.

**Specifications**

Overall Dimensions: 105H x 546W x 482D (mm)
Worktop Cut-Out Dimensions: 538W x 473D (mm)
Gas Hotplate Burners: 2 x 1.5kW; 1 x 2.5kW
Net Weight: 10.7kg

700-04551**HOTPLATE, 2 BURNER AND GRILL**

A fully self-enclosed, stand alone and portable gas stove, made out of high quality stainless steel. It features: a flame failure device on valves, a multifunction pan, a pan trivet, a detachable pan handle and a stainless steel lid.

**Specifications**

Overall Dimensions: 160H x 445W x 345D (mm)
Gas Hotplate Burners: 2 x 1.5kW
Grill Burner: 1.5kW
Net Weight: 7.0kg

700-90010N**NELSON MARINE COOKER**

Suitable for the marine environment, the Marine Cooker features two gas burners, an open grill and oven. It is finished stylishly in stainless steel with a glass door.

**Specifications**

Weight: 19.1kg
Dimensions: 525H x 450W x 420D (mm)

700-90028N**THETFORD BASIC LINE 340 HOB**

A stainless steel hob that has an electric (12V) spark ignition. The pan stands are easy to remove enabling easy cleaning. Features include: domestic style black knobs (40mm in diameter), 2 gas burners (1.5kW each) and 1 rapid burner (2.5kW). It has a flame failure device installed, along with a glass lid to maximise space when not being used.

**Specifications**

Dimensions: 100H x 540W x 445D (mm)
Cut Out Required: 527W x 429D (mm)
Weight: 5.6kg

SPINFLO**700-90016N**

A triangular stainless steel hob featuring a 12V spark ignition. It has detachable pan stands and the three burners have enamelled burner lids. Quality is uncompromised as this hob not only has easy to use domestic style knobs but the three burners are semi-rapid (1.5kW). A glass lid is attached to optimise bench top space. A left hand and right hand version is available (in reference to what side the glass lid is hinged.)

Specifications

External Dimensions: 100H x 480W x 480D (mm)
Bench Top Cut Out: 453W x 460D (mm)
Total Heat Input: 4.5kW
Maximum Pan Sizes: x2 200mm, x1 180mm
Gas Inlet Type: Short, rear
Weight: 4.1kg

700-90030N**THETFORD TRIPLEX CARBON (WITH SEAL)**

This combination stove, grill and oven, provides multi-function versatility in a durable, lightweight and easy-to-clean unit. It also features a stainless steel interior and is backed by a three year manufacturer's warranty.

**Specifications**

External Dimensions: 468H x 456W x 500D (mm)
Oven Capacity: 36L
Oven Burner: 1.6kW
Stove Burners: x2 1.8kW, x1 2.4kW
Weight: 21.5kg

700-9008N SPINFLO 2 BURNER GRILL S/STEEL

The Thetford Spinflo two burner hotplate comes supplied with pan supports and a grill pan, with each burner featuring individual controls and safeguarding flame failure devices.



Specifications

Weight: 6.5 kg
Dimensions: 445W x 345D x 160H (mm)

700-90038 SPINFLO DUPLEX GRILL & OVEN NEW LOOK MIRROR - DUPLEX

Enhance your kitchen with a Thetford combination oven and grill. They are made of high quality materials and components that are easy to use. Features include: piezo ignition, flame failure device on valves, oven shelf, multifunctional pan, detachable handle and pan trivet.



Specifications

Overall Dimensions: 445H x 456W x 440D (mm)
Enclosure Cut-Out Dimensions: 438H x 445W x 490D (mm)
Gas Hotplate Burners: 2 x 1.5kW; 1 x 2.5kW
Oven Capacity: 36Lt
Net Weight: 13.5kg

700-90022N THETFORD MK3 CARBON (WITH SEAL AND LIGHT)

Featuring a 12V spark ignition system, the MK3 Carbon caters to your every cooking desire. It has four gas burners, a grill, a 36L oven and an internal oven light.



Specifications

Weight: 25.5kg
Dimensions: 644H x 513W x 500D (mm)

700-91000N THETFORD SEA RAIL & GIMBLE SET FOR NELSON COOKERS

Suited to the Nelson Marine Cooker. Sea rail and pot holders effectively limit your pot's movement whilst cooking.



700-04014 THETFORD GLASS LID T/S CAPRICE/MINIGRILL MK3

Replacement glass lid only to suit Thetford Caprice and Minigrill MK3.



700-04052 THETFORD GLASS LID T/S TRIPLEX MK3

Replacement glass lid only to suit Thetford Triplex MK3.



700-04610 THETFORD PIEZO IGNITOR FOR SPINFLO



700-04612 THETFORD GRILL+HOB KNOBS T/S ALL SPINFLO UNITS



700-04614 THETFORD SPINFLO 12V IGNITION SWITCH



700-04616
THETFORD CONTROL KNOB
FOR SPINFLO MK3 OVEN
ONLY



700-04012
THETFORD OVEN
RACK T/S CAPRICE
MK3



700-05160
SMEV 2 BURNER S/S
DROP IN COOK TOP WITH
GLASS LID

This cook top features drop in installation, compact design with a modern appearance



Specifications
 Dimensions: W480mm x D370mm x H90mm

700-05168
SMEV 3 BURNER
STOVE & SINK COMBO
NO MIXER

This space saving combination features modern design, space saving and a glass lid. All burners have flame failure safety device.



Specifications
 Dimensions: W970mm x D430mm x H150mm

700-05170
SMEV 3 BURNER
STAINLESS STEEL DROP
IN COOK TOP WITH
GLASS LID

This cook top features drop in installation and a compact design with a modern appearance.



Specifications
 Dimensions: W560mm x D440mm x H90mm

700-05502
NEW LIDO JUNIOR
 A sturdy and compact cooker with grill and brass burners. The body is stainless steel with a painted base and a hinged lid. Burners on the new Lido Junior have now been fitted with a flame failure device, making it suitable for use inside caravans, motorhomes etc. Requires a 5/16" SAE male gas connection.



Specifications
 Weight: 3.6kg
 Dimensions: H175 x W480 x D290mm

700-05550
HOSE 900MM T/S LIDO
JUNIOR



700-05644
DELUXE 2.0
STAINLESS STEEL
BARBEQUE WITH
HIGH LID & FLAME
FAILURE

The latest addition to the Sizzler range now features a non-stick aluminium griller plate. As per the other Sizzlers, it too is totally windproof (being that the burners are sheltered in the cavity under the griller plate). Comes with a 1yr manufacturer's warranty.



Specifications
 Closed Dimensions: 350D x 530W x 255H (mm) (including handle)
 Plate Size: 430W x 250D (mm)
 Burners: Two (stainless steel with piezo ignition)
 Weight: 11.0kg
 AGA Approval: Yes (5884)

700-05700
SIZZLER BARBEQUE
GAS HOSE WITH
BAYONET FITTING
 Suitable for use in RVs with a permanent gas flow system.




700-05702
SIZZLER BARBEQUE
STANDARD GAS HOSE
AND REGULATOR KIT

Suitable for use when running a Sizzler Barbeque off a gas bottle.



700-05720
SIZZLER BARBEQUE
COOKING RACK TO
SUIT ALL SIZZLER
BARBEQUES



Specifications

Dimensions: 350W x 280L x 50H (mm)

700-05730
SIZZLER BARBEQUE
UTENSIL TRAY
SUITABLE FOR USE
ON ALL SIZZLER
BARBEQUES

The utensil tray clips onto the front of the barbeque to hold your sauces or tongs.



700-05753
SIZZLER BARBEQUE
SLIDE KIT WITH QUICK
RELEASE BRACKET


Suitable for use with the Sizzler Deluxe 2.0, the Slide Kit allows for installation (and storage) inside a cavity in your RV. By flicking the Quick Release Bracket, your barbeque can easily be dismounted for use in a different location.



700-05755
SIZZLER BARBEQUE
SWIVEL
SLIDE KIT

Similar to slide kit above, the Swivel Kit allows for installations into a narrower cavity. To use the barbeque, simply rotate 90°.

Note: BBQ not included



700-06052
SPHERE™ MIRRORED
MICROWAVE OVEN
(25L)

Add convenience to your RV with the Sphere™ microwave oven, which now features a mesmerising mirror finish. With a large 25L oven capacity and five power level settings, it allows you to prepare a meal in no time! A digital control panel allows you to view and set your usage requirements, as well as display the ever handy clock. Defrosting frozen foods have been made easy as you're able to select whether you want to use speed or weight as the defrosting basis. It also features one-touch express cooking, a glass turntable (which is dishwasher safe), an end signal and a child safety lock. Aesthetically pleasing, the interior is a crisp white.

Note: When installing a microwave, it must be placed on a flat and stable surface able to hold the weight of the microwave. You should always cover your food whilst cooking as it prevents spattering and also helps to cook the food evenly.



Specifications

Output Power: 900W

Door Open: Push button

Net Weight: 13.9kg

Dimensions: 281H x 490W x 396D (mm)

Voltage: 230 - 240V

Frequency: 50Hz

700-06154
MICROWAVE OVEN
GLASS TURNTABLE
 T/S Microwave Oven 25L 900W



700-06150
MICROWAVE OVEN CONNECTOR
 T/S MICROWAVE OVEN 25L 900W



MY COOLMAN FRIDGES



myCOOLMAN® fridges are equipped to come where the road takes you. Keep your food fresher longer with cutting-edge cooling tech and rule your campsite with our genius quality-of-life features. Only you decide when it's time to head out, or pack up.

Powerful, robust and ready for any adventure, myCOOLMAN® fridges and freezers bring freshness to the Australian bush. Designed and engineered in Germany to suit the demanding Australian conditions, myCOOLMAN® offers versatility with a range of practical features and sophisticated technology for everyone who loves life off the beaten track. Ranging in sizes from 36 to 105 litres with single and dual zone models, cooling and freezing food of all kinds is a breeze with reliability down to minus 18 degrees.

Packaged in a sturdy transport bag, chilled goods are protected even if no power is available at short notice. Access to the contents is easy thanks to Velcro fasteners. Even when packaged, full operation of the cooler is guaranteed via visible display control and app. The bags are of course available for all box sizes. The pockets on it are very practical for cutlery, tools and the other little things that are helpful in the outback.

FEATURES

- › **Technology** - Digital display & USB port and charger with 3000mMulti-voltage system AC (240V) and DC (12/24V) with battery protection DC inlet on two ends.
- › **Multi-functional lid** - Two way opening lid (not CCP36/44) & headroom for upright standing bottles.
- › **Compressor power** - Powered by 12/24 Volt DC compressor helping you keep items cooler for longer.
- › **LED Lighting** - LED interior light to help see items in your fridge at any time of day or night.
- › **Dual Storage** - Divided storage options with removable sections & fully refrigerated multi-level compartment.

700-20000

MY COOLMAN 36L PORTABLE FRIDGE & FREEZER - 12/24V & 240V

CCP 36 Single Zone *



Specifications

Dimensions(mm): L652 W412 H428
Weight(kg): 18
Volume(L): 36
Current: 12V-3.40A / 24V-1.70A / 240V-0.44A
Refrigerant / Quantity R134a / 43g

700-20002
MY COOLMAN 44L
PORTABLE FRIDGE &
FREEZER - 12/24V &
240V

CCP 44 Single Zone *



Specifications

Dimensions(mm): L652 W412 H488

Weight(kg): 20.5

Volume(L): 44

Current: 12V-3.80A / 24V-1.90A / 240V-0.30A

Refrigerant / Quantity R134a / 45g

700-20010
MY COOLMAN 96L
PORTABLE FRIDGE &
FREEZER (DUAL
ZONE) - 12/24V &
240V

CCP 96 Single Zone *



Specifications

Dimensions(mm): L912 W536 H500

Weight(kg): 31.8

Volume(L): 96 (41/55)

Current: 12V-5.80A / 24V-2.90A / 240V-0.34A

Refrigerant / Quantity R134a / 96g

700-20004
MY COOLMAN 60L
PORTABLE FRIDGE &
FREEZER - 12/24V &
240V

CCP 60 Single Zone *



Specifications

Dimensions(mm): L732 W456 H488

Weight(kg): 23.5

Volume(L): 60

Current: 12V-5.60A / 24V-2.90A / 240V-0.30A

Refrigerant / Quantity R134a / 65g

700-20012
MY COOLMAN 105L
PORTABLE FRIDGE &
FREEZER - 12/24V &
240V

CCP 105 Single Zone *



Specifications

Dimensions(mm): L912 W536 H500

Weight(kg): 28.6

Volume(L): 105

Current: 12V-5.50A / 24V-2.80A / 240V-0.32A

Refrigerant / Quantity R134a / 100g

700-20006
MY COOLMAN 73L
PORTABLE FRIDGE &
FREEZER - 12/24V &
240V

CCP 73 Single Zone *



Specifications

Dimensions(mm): L732 W456 H555

Weight(kg): 25

Volume(L): 73

Current: 12V-5.90A / 24V-3.00A / 240V-0.30A

Refrigerant / Quantity R134a / 70g

700-20008
MY COOLMAN 69L
PORTABLE FRIDGE &
FREEZER (DUAL
ZONE) - 12/24V &
240V

CCP 69 Single Zone *



Specifications

Dimensions(mm): L732 W456 H555

Weight(kg): 27.2

Volume(L): 69 (24/45)

Current: 12V-5.30A / 24V-2.80A / 240V-0.31A

Refrigerant / Quantity R134a / 75g

RVX FRIDGE FREEZERS



The new range of portable fridges that take comfort to a new level.

Sphere RVX fridge/freezers are available in six models to suit most needs and budgets. They are the perfect way to take a little bit of the comfort and convenience of home with you on all your camping and RV adventures.

Offered in two distinct styles, the skillfully designed End or Side Opening lid can be lifted from either side or removed completely in one simple motion.

Benefits

- › The RVX range features an LED display and push button controls so you can easily and accurately adjust and monitor your fridges temperature.
- › The robust and refined cabinet utilizes a polypropylene construction with reinforced corners making it strong and easy to keep clean.
- › The fully insulated cabinet and lid will keep your food and drinks cold and fresh during the hottest Australian summers.
- › Fold away carry handles make storing and lifting the fridge a breeze while offering a convenient point to secure the fridge while traveling.
- › An internal LED light that switches on when the lid is open ensures you will always be able to see what you're looking for.
- › A removable internal basket and separate dairy compartment allows you to organise your fridge how you like and easily clean and maintain it.
- › The entire RVX range comes with a protective cover as standard to help you protect your investment.
- › 3 Year Warranty plus Additional 2 Year Parts Only Compressor Warranty.

700-22080

SPHERE RVX-35 FRIDGE/FREEZER

Specifications

- Capacity: 35L
- Dimensions (mm): 677L x 410W x 439H
- Weight: 18.7kg
- Lid Opening: End
- Voltage: Operates on both DC 12V/24V and AC 240V
- Temperature Range: -22°C ~ 10°C
- Compressor: SECOP compressor
- Materials: Polypropylene with Polyurethane Insulation
- Cooling Capacity: 55° Below Ambient
- Average Power Draw at 32°C ambient and 5°C internal: Less than 1.0 A/HR



700-22082
SPHERE RVX-45
FRIDGE/FREEZER



Specifications

Capacity: 45L
 Dimensions (mm): 677L x 410W x 489H
 Weight: 19.8kg
 Lid Opening: End
 Voltage: Operates on both DC 12V/24V and AC 240V
 Temperature Range: -22°C ~ 10°C
 Compressor: SECOP compressor
 Materials: Polypropylene with Polyurethane Insulation
 Cooling Capacity: 55° Below Ambient
 Average Power Draw at 32°C ambient and 5°C internal: Less than 1.0 A/HR

700-22088
SPHERE RVX-65
FRIDGE/FREEZER



Specifications

Capacity: 65L
 Dimensions (mm): 709L x 455W x 558H
 Weight: 25.5kg
 Lid Opening: Side
 Voltage: Operates on both DC 12V/24V and AC 240V
 Temperature Range: -22°C ~ 10°C
 Compressor: SECOP compressor
 Materials: Polypropylene with Polyurethane Insulation
 Cooling Capacity: 55° Below Ambient
 Average Power Draw at 32°C ambient and 5°C internal: Less than 1.0 A/HR

700-22084
SPHERE RVX-50
FRIDGE/FREEZER



Specifications

Capacity: 50L
 Dimensions (mm): 677L x 410W x 519H
 Weight: 22.8kg
 Lid Opening: End
 Voltage: Operates on both DC 12V/24V and AC 240V
 Temperature Range: -22°C ~ 10°C
 Compressor: SECOP compressor
 Materials: Polypropylene with Polyurethane Insulation
 Cooling Capacity: 55° Below Ambient
 Average Power Draw at 32°C ambient and 5°C internal: Less than 1.0 A/HR

700-22090
SPHERE RVX-75
FRIDGE/FREEZER



Specifications

Capacity: 75L
 Dimensions (mm): 709L x 455W x 618H
 Weight: 26.1kg
 Lid Opening: Side
 Voltage: Operates on both DC 12V/24V and AC 240V
 Temperature Range: -22°C ~ 10°C
 Compressor: SECOP compressor
 Materials: Polypropylene with Polyurethane Insulation
 Cooling Capacity: 55° Below Ambient
 Average Power Draw at 32°C ambient and 5°C internal: Less than 1.0 A/HR

700-22086
SPHERE RVX-55
FRIDGE/FREEZER



Specifications

Capacity: 55L
 Dimensions (mm): 709L x 455W x 498H
 Weight: 24.4kg
 Lid Opening: Side
 Voltage: Operates on both DC 12V/24V and AC 240V
 Temperature Range: -22°C ~ 10°C
 Compressor: SECOP compressor
 Materials: Polypropylene with Polyurethane Insulation
 Cooling Capacity: 55° Below Ambient
 Average Power Draw at 32°C ambient and 5°C internal: Less than 1.0 A/HR