

SECTION 1

AIR CONDITIONERS

(Product Group - 100)

Aircommand	004 - 005
Dometic (including heating)	006 - 007
Truma	006 - 007



PRIVACY ROOMS

(Product Group - 150)

Fiamma	008 - 009
Coast Awning Wall Kits	010 - 011
Orbit Annexes	012 - 014

AWNINGS & ACCESSORIES

(Product Group - 200)


Fiamma Awnings	015 - 018
Fiamma Adapter Brackets	019
Awning Accessories	018 - 021, 026 - 029
Fiamma Awning Spare Parts	026 - 029
Floor Matting	030 - 032
Sunscreens	033 - 035
Carefree Awnings and Accessories	036 - 046



BUILDING MATERIALS

(Product Group - 250)

Stabilus Gas Struts	047
Caravan Bed Frames	048
Canopy Lift Mechanisms	049
Pop Top & Camper Parts	050 - 051
Aluminium Extrusion & Mould Infills	051 - 052
Aluminium Cladding	053
Tape Foam	053
Lippert Slide Out Rooms	054 - 055

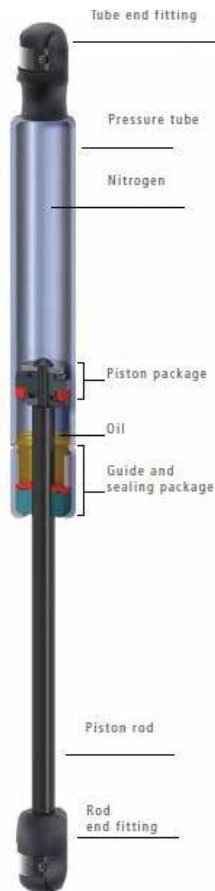


STABILUS GAS STRUTS

LIFT-O-MAT gas springs are non-locking gas springs. They are used whenever components must be brought conveniently into a defined end position. A LIFT-O-MAT can control the extension force and damping action depending on the function, ensuring user-friendly motion sequences.

Advantages and Properties

- > Optimised weight compensation during liftings, lowering, opening and closing actions
- > Broad range of sizes and force variants available as standard products.
- > Flat Spring characteristic curve; i.e., low force increase, even with high forces and large strokes
- > Choice of linear, progressive or decreasing spring characteristic curves
- > Compact form factor for installation in small spaces
- > Large variety of end fittings for efficient assembly
- > Dampened adjustment motion over defined ranges or continuously
- > Extension speed control possible



Part Number	Description
250-00202	STABILUS Gas Strut 315.5mm/50N/120mm Stroke (C5719/No Ball-Studs Inc)
250-00204	STABILUS Gas Strut 315.5mm/60N/120mm Stroke (C5719A/No Ball-Studs Inc)
250-00206	STABILUS Gas Strut 315.5mm/150N/120mm Stroke (C5720/No Ball-Studs Inc)
250-00208	STABILUS Gas Strut 315.5mm/100N/120mm Stroke (C5720B/No Ball-Studs Inc)
250-00210	STABILUS Gas Strut 315.5mm/250N/120mm Stroke (C5724/No Ball-Studs Inc)
250-00212	STABILUS Gas Strut 415mm/175N/150mm Stroke (C5718C/No Ball-Studs Inc)
250-00214	STABILUS Gas Strut 455mm/200N/180mm Stroke (C2705D/No Ball-Studs Inc)
250-00216	STABILUS Gas Strut 485mm/250N/200mm Stroke (C5714/No Ball-Studs Inc)
250-00218	STABILUS Gas Strut 485mm/400N/200mm Stroke (C5714A/No Ball-Studs Inc)
250-00220	STABILUS Gas Strut 485mm/125N/200mm Stroke (C5715B/No Ball-Studs Inc)
250-00222	STABILUS Gas Strut 485mm/600N/200mm Stroke (C5715C/No Ball-Studs Inc)
250-00224	STABILUS Gas Strut 485mm/200N/200mm Stroke (C5718/No Ball-Studs Inc)
250-00226	STABILUS Gas Strut 485mm/280N/200mm Stroke (C5724A/No Ball-Studs Inc)
250-00228	STABILUS Gas Strut 501mm/100N/200mm Stroke (C5718D/No Ball-Studs Inc)
250-00230	STABILUS Gas Strut 525mm/200N/220mm Stroke (C5718A/No Ball-Studs Inc)
250-00232	STABILUS Gas Strut 525mm/150N/220mm Stroke (C5720A/No Ball-Studs Inc)
250-00234	STABILUS Gas Strut 585mm/300N/250mm Stroke (C5703Z/No Ball-Studs Inc)
250-00236	STABILUS Gas Strut 585mm/250N/250mm Stroke (C5723/No Ball-Studs Inc)
250-00238	STABILUS Gas Strut 825mm/330N/354mm Stroke (C5702/No Ball-Studs Inc)
250-00240	STABILUS Gas Strut 825mm/240N/354mm Stroke (C5703/No Ball-Studs Inc)
250-00242	STABILUS Gas Strut 825mm/290N/354mm Stroke (C5704/No Ball-Studs Inc)
250-00244	STABILUS Gas Strut 825mm/435N/354mm Stroke (C5715/No Ball-Studs Inc)
250-00246	STABILUS Gas Strut 825mm/500N/354mm Stroke (C5715A/No Ball-Studs Inc)
250-00248	STABILUS Gas Strut 825mm/600N/354mm Stroke (C5728/No Ball-Studs Inc)
250-00250	STABILUS Gas Strut 825mm/630N/354mm Stroke (C5741/No Ball-Studs Inc)
250-00252	STABILUS Gas Strut 902.5mm/525N/400mm Stroke (C5710E/No Ball-Studs Inc)
250-00254	STABILUS Gas Strut 195mm/200N/60mm Stroke (C5718B/No Ball-Studs Inc)
250-00256	STABILUS Gas Strut 195.5mm/350N/60mm Stroke (C5722/No Ball-Studs Inc)
250-00258	STABILUS Gas Strut 375mm/50N/150mm Stroke (C5725/No Ball-Studs Inc)
250-00260	STABILUS Gas Strut 825mm/700N/354mm Stroke (C5727/No Ball-Studs Inc).

CARAVAN BED FRAMES



Made from lightweight aluminium (which is 30% lighter than a standard steel bed frame), the Coast Bed Frames are designed in Australia. Their frame is powder coated in a neutral colour (stone beige) to compliment any RVs interior. Slats are made of sturdy European birch timber which is not a hard wood; it therefore offers more flexibility, making it more resilient to breaks. The slats have a textured finish on the side that makes contact with an applied mattress - this reduces shifting caused by movement. The slats are attached to the frame by means of rubber boots which are more flexible than the polypropylene alternative (as harder plastics tend to crack and split over time due to movement). Comes with a 1 year manufacturer's warranty on the frame.

250-00300 CARAVAN BED FRAME ALUMINIUM PRINCE SPLIT HEAD

Specifications

Dimensions (open): 1450W x 1580L (mm)
Dimensions (closed): 1450W x 1400L (mm)
Weight: 13.5kg

250-00302 CARAVAN BED FRAME ALUMINIUM DOUBLE SPLIT HEAD

Specifications

Dimensions (open): 1325W x 1580L (mm)
Dimensions (closed): 1325W x 1400L (mm)
Weight: 12.5kg



150-00200
POP TOP INSERT BOWS

These curved bows slide into most pop top vinyl sleeves to ensure the vinyl or canvas folds in when the roof is lowered. They extend up to 280mm in length.



CANOPY LIFT MECHANISMS (FLAT)

A flat 'scissor' style canopy lifter which raises the roof on a pop-top or campervan. They are made of a steel track on the bottom and top sections, as well as two flat steel lengths that form an 'X' and pivot in the centre. Available in two lengths.

250-00500
CANOPY LIFT MECHANISM STANDARD TENSION SPRING

Specifications
Width: 900mm
Lift Height: 685mm
Weight Rating: 40kg



250-00510
CANOPY LIFT MECHANISM STANDARD TENSION SPRING

Specifications
Width: 700mm
Lift Height: 560mm
Weight Rating: 35kg



250-00520
CANOPY LIFT MECHANISM (TUBULAR)

A tubular 'scissor' style canopy lifter which raises the roof on a pop-top or campervan. It is made of a steel track on the bottom and top sections, as well as two tubular steel lengths that form an 'X' and pivot in the centre.

Specifications
Width: 900mm
Lift Height: 685mm



250-00530
CANOPY LIFT MECHANISM 1200MM

A flat 'scissor' style canopy lifter which raises the roof on a pop-top or campervan. It is made of a steel track on the bottom and top sections, as well as two steel lengths that form an 'X' and pivot in the centre.

Specifications
Width: 1200mm
Lift Height: 990mm
Weight Rating: 35kg




CANOPY EASY LIFT ARMS

Canopy easy lift arms (pair), made from 16mm square tube steel with a wall thickness of 1.2mm.
> White powder coat finish
> Sold per pair

250-00546
CANOPY EASY LIFT ARMS - SMALL

250-00548
CANOPY EASY LIFT ARMS - LARGE

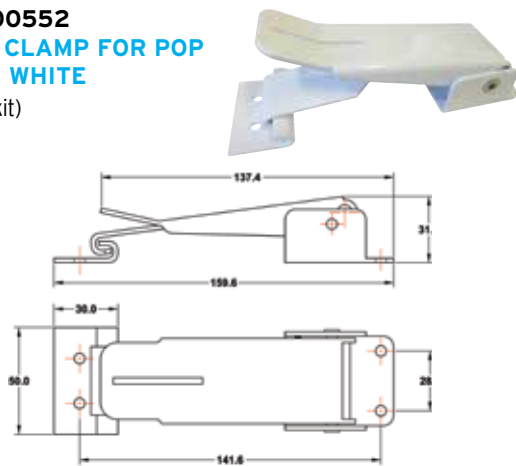


250-00544
CANOPY EASY LIFT ARMS - SILVER LATCH



ROOF CLAMP FOR POP TOPS

250-00552
ROOF CLAMP FOR POP TOP – WHITE
 (2 Part kit)



250-00554
ROOF CLAMP WITH J HOOK FOR POP-TOP BLACK
 Essential for all pop tops, these roof clamps secure the roof in the lowered position whilst in travel. Comes as a 2-part kit, a clamp & small J bracket.



250-00560
J HOOK FOR WHITE POP-TOP CLAMP



250-00602
ROOF CLAMP FOR POP-TOP – SILVER
 (2 Part kit)



250-00610
J HOOK FOR SILVER POP TOP CLAMP



250-00620
LOCKABLE ROOF CLAMP FOR POP-TOP – SILVER
 Allows you to lock your pop top roof in the closed position by using a padlock. (Padlocks are not included).



200-08038
COAST POP TOP SUPPORT – WHITE
 Give your pop top roof support when it is in the open position. Its telescopic mechanism makes it easy to use, and once the appropriate height is achieved, a simple twist locks it in position. Made from an aluminium tube with rubber caps on each end for a

Specifications
 Closed Length: 34cm
 Max Open Length: 50cm



250-03000
3 STAGE CAMPER LIFTER WITHOUT WINGS
 Once you have successfully opened your Jayco camper trailer these lifters act as a support to keep your camper trailer in the 'open' position.

Specifications
 Compacted ext: 770mm
 Maximum ext: 2047mm



250-03100
COAST CAMPER ROOF SUPPORT POLE
 Coast Camper Roof Support Poles are designed to provide additional support for your camper's roof. Perfect for when your roof is up for long periods of time or if you have added additional load to your roof such as an awning. This product has the following great features:
 > Made from white powder coated lightweight aluminium
 > Rubber end caps for a non-slip fit
 > Can be trimmed down to suit a range of RVs.

Specifications
 Length: 1500mm
 Width: 22mm
 Length with Rubber End Caps: 1525mm
 Rubber End Cap Width: 35mm



250-03009
CAMPER LIFTER CHANNEL DOOR
 Door and surround to suit Jayco camper lifter channels.



**250-03010
PUSH RODS 66"**

These strong, flexible push rods guide the roof of your camper trailer upwards as you wind the crank. They help to push the lifter arm up.




**250-02008
TRULINE FLAT ALUMINIUM
BLACK 31MM X 4.8M**



PLASTIC BED SADDLES

**250-03020
PLASTIC BED
SADDLE TO
SUIT CAMPER**



**250-02010
TRULINE ALUMINIUM WHITE
(J MOULD - NARROW)
22MM X 4.8M**



**250-03022
PLASTIC
BED SADDLE
TO SUIT
EXPANDA**



**250-02012
TRULINE ALUMINIUM
BLACK (J MOULD -
NARROW) 22MM X 4.8M**




TRULINE ALUMINIUM

**250-02000
TRULINE ALUMINIUM WHITE
5M**


Also known as Millard Series 80 Aluminium. This is a powder coated aluminium edging used to seal the joins of the exterior of your RV e.g. where the side wall meets the roof or the rear panel. (Has a 25mm lip to cover the roof or front/ rear).



**250-02014
TRULINE FLAT ALUMINIUM
WHITE (NARROW)
22MM X 4.8M**



**250-02002
TRULINE ALUMINIUM
CUSTOM MATT BLACK 5M**




**250-02016
TRULINE FLAT ALUMINIUM
BLACK (NARROW)
22MM X 4.8M**



MOULD INSERT FOR SINGLE SAILTRACK

Used mostly in the manufacturing process to cover external screw points and give an overall neater appearance. Available with an 18mm width.

**250-02004
TRULINE CLEAR ANODISED
5M**



**250-02126
WHITE MOULD INSERT
100M ROLL**



**250-02136
WHITE MOULD INSERT
300M ROLL**

**250-02006
TRULINE FLAT ALUMINIUM
WHITE 31MM X 4.8M**



**250-02127
BLACK MOULD INSERT
100M ROLL**

**250-02137
BLACK MOULD INSERT
300M ROLL**





MOULD INSERT FOR TRULINE ALUMINIUM

Fits inside the Truline Aluminium to cover up any unsightly screws.

250-02128
WHITE MOULD INSERT
100M ROLL



250-02138
WHITE MOULD INSERT
250M ROLL

250-02130
BLACK MOULD INSERT
100M ROLL




250-02140
BLACK MOULD INSERT
250M ROLL

SAILTRACK

A solution to fixing one end of your roll out awning to the wall of your RV or the roof of your pop top. Alternatively, mount these vertically onto the walls of your RV enabling you to install an annexe room. Drilling is required to attach to the wall of the RV. Comes in two colours.

200-08100
SAILTRACK SINGLE SIDED
6M MILL FINISH



200-08102
SAILTRACK DOUBLE
SIDED 6M MILL FINISH



200-08104
SAILTRACK SINGLE SIDED
6M WHITE



200-08105
SAILTRACK SINGLE SIDED
6M BLACK



200-08106
SAILTRACK DOUBLE
SIDED 6M WHITE




200-08107
SAILTRACK DOUBLE
SIDED 6M BLACK



200-08110
SAILTRACK SINGLE SIDED
4.3M WHITE





200-08112
SAILTRACK DOUBLE
SIDED 4.3M WHITE



200-08129
TOP FIX CURTAIN TRACK
5M (MILL FINISH)

An anodised aluminium curtain track that comes pre drilled. Runners are not included.



COAST ALUMINIUM CLADDING

Specifications

Sheet Thickness: 0.55mm
 Tolerance: 3005, H44 temper
 Top Finish: Polyester paint (25um thick) with and 80% applied. (It is then covered with a 35-50um plastic film for protection)
 Bottom Finish: Grey primer paint (5-7um thick)

250-01100
 6.1 X 0.315 CP10 DEEP VIOLETONE WHITE PLASTIC FILM

250-01110
 7.3 X 0.315 CP10 DEEP VIOLETONE WHITE PLASTIC FILM

250-01120
 8.0 X 0.315 CP10 DEEP VIOLETONE WHITE PLASTIC FILM

250-01130
 6.1 X 0.315 CP10 DEEP VIOLETONE WHITE NO PLASTIC FILM

250-01140
 7.3 X 0.315 CP10 DEEP VIOLETONE WHITE NO PLASTIC FILM

250-01150
 8.0 X 0.315 CP10 DEEP VIOLETONE WHITE NO PLASTIC FILM



250-01200
 6.1 X 0.315 CPSF10 SHALLOW VIOLETONE WHITE PLASTIC FILM

250-01210
 7.3 X 0.315 CPSF10 SHALLOW VIOLETONE WHITE PLASTIC FILM

250-01220
 8.0 X 0.315 CPSF10 SHALLOW VIOLETONE WHITE PLASTIC FILM

250-01230
 6.1 X 0.315 CPSF10 SHALLOW VIOLETONE WHITE NO PLASTIC FILM

250-01240
 7.3 X 0.315 CPSF10 SHALLOW VIOLETONE WHITE NO PLASTIC FILM

250-01250
 8.0 X 0.315 CPSF10 SHALLOW VIOLETONE WHITE NO PLASTIC FILM



250-01300
 2.44 X 1.22 CP48 VIOLETONE WHITE PLASTIC FILM

250-01320
 2.44 X 1.22 CP48 VIOLETONE WHITE NO PLASTIC FILM



250-01310
 2.44 X 1.22 CPF3 VIOLETONE WHITE PLASTIC FILM

250-01330
 2.44 X 1.22 CPF3 VIOLETONE WHITE NO PLASTIC FILM



TAPE FOAM GREY PVC SEALING

This general purpose foam tape is manufactured for use in applications requiring positive seals on irregular surfaces or when flex and conformability to tight radius curves are critical considerations.

- > Low density foam is easy to compress and conformable, but is still strong and resilient
- > Insulates against temperature, sound and vibration
- > Formulated from durable Poly Vinyl Chloride (PVC) for long service life.
- > Closed cell structure completely seals out air, moisture, light and dust when compressed at least 30%.

250-02500
 6.4MM THICK X 12MM X 15.2M

250-02502
 9.5MM THICK X 12MM X 7.0M

250-02504
 12.7MM THICK X 12MM X 7.0M

250-02506
 6.4MM THICK X 18MM X 15.2M

250-02508
 9.54MM THICK X 18MM X 7.0M

250-02510
 12.7MM THICK X 18MM X 7.0M



THE LIPPERT RANGE



Exclusively available through Coast to Coast, Lippert present their ready-to-use In Wall Slide Out Systems, allowing Australian manufacturers to provide more living space to RV consumers without compromising overall size. In order to provide greater flexibility, improved aesthetics and pricing, Lippert Slide Out Systems are no longer sold in kits. Individual components can now be ordered to suit your specific requirements and a list of parts and required quantities is now available. For your convenience it is still possible to order all the components that make up each of the superseded kits. Just let your friendly Coast to Coast sales team know the kit number and quantity required and we'll handle the rest.

Durable and Corrosion Resistant

Lightweight anodised aluminum resists rust better than systems with chains, cables and exterior mounting brackets.

More Space

Slide-Out mechanism fits inside the wall cavity leaving significantly more interior space. Other bulky systems require a slide room fascia to cover motor and pulleys.

Leak Free

The 50/50 power split ensures both slide room sides properly compress seals. Independent side control allows different stroke lengths to compensate for bulb seals setting or wearing down unequally.

Lightweight

Lightest slide system on the market keeps overall RV weight down.

No Adjustments

The In-Wall Slide-Out System never needs complicated adjustments.

Smart Control Technology

Smart system continually monitors motors for safe operation, and stops the slide-out if an issue is detected.

Specifications

- > Each Slide Out System (per side) consists of: x1 Motor Drive, x2 Drive Gears and x1 Torque Shaft
- > Can be installed on RVs with a wall thickness of 25-38mm
- > Has a manual override function
- > Switch is mounted internally (to move room in or out)

Slide Out Room Kit 1 1478mm-610mm

Slide Out Room Kit 2 1578mm-610mm

Slide Out Room Kit 3 1678mm-610mm

Slide Out Room Kit 4 1478mm-910mm

Slide Out Room Kit 5 1578mm-910mm

Slide Out Room Kit 6 1678mm-910mm

Slide Out Room Kit 7 1978mm-910mm

Slide Out Room Kit 8 1813mm-910mm



CTC P/N	DESCRIPTION	QTY	UNIT	NOTE	D-SEAL METRE
SLIDE OUT H COLUMN AND RACK					
250-05030	Lippert Slide Out H Column and Rack Only. 1478mm-610mm. V000293019		ea	1 per Kit	14
250-05032	Lippert Slide Out H Column and Rack Only. 1578mm-610mm. V000293020		ea		14
250-05034	Lippert Slide Out H Column and Rack Only. 1678mm-610mm. V000293021		ea		15
250-05036	Lippert Slide Out H Column and Rack Only. 1478mm-910mm. V000299431		ea		14
250-05038	Lippert Slide Out H Column and Rack Only. 1578mm-910mm. V000299432		ea		14
250-05040	Lippert Slide Out H Column and Rack Only. 1678mm-910mm. V000299433		ea		15
250-05042	Lippert Slide Out H Column and Rack Only. 1978mm-910mm. V000317788		ea		16
250-05044	Lippert Slide Out H Column and Rack Only. 1813mm-910mm. V000323782		ea		15
250-05046	Lippert Slide Out H Column and Rack Only. 911mm-889mm. V000355073	N/A			12
CONTROLLER					
250-05100	Slide Out Room Controller. 211852		ea	1 per Kit	
HARNESS					
250-05152	Lippert Slide Out 20' (6096mm) Harness for Controller to Motor. 229755		ea	2 per Kit	
SWITCH					
250-05156	Switch (40 amp) with 4 Wire Pigtail for Slide-Out. 0187505		ea	1 per Kit	
EXTERIOR T MOLD AND T MOLD COVERS (BLACK/WHITE)					
250-05162	Aluminium T-Mold 1801 15' (4572mm) Black (Hole Punched). 0713833		ea	3 per Kit	
250-05164	Aluminium T-Mold 1801 15' (4572mm) Polar White (Hole Punched). 0713834		ea	3 per Kit	
250-05166	Plastic Corner Cover for Aluminium T-Mold White "700". 0713867		ea	4 per Kit	
250-05168	Plastic Corner Cover for Aluminium T-Mold Black "700". 0713866		ea	6 per Kit	
250-05170	Aluminium Angle 40mm x 25mm x 3mm x2400mm		ea	3 per Kit	
RUBBER SEAL AND CORNER CUP SEAL					
250-05172	Top Double Wiper Seal Black in 15' (4572mm) Length. 0713831		ea	1 per Kit	
250-05174	Bottom Single Wiper Seal Black in 15' (4572mm) Length. 0713836		ea	1 per Kit	
250-05180	Rubber "D" Seal Black (Sold per Metre). 0713835		Metres	Refer to "D-Seal" Column	
250-05176	Bottom Right Hand Corner Cup Seal Black. 0217506		ea	1 per Kit	
250-05178	Bottom Left Hand Corner Cup Seal Black. 0217505		ea	1 per Kit	
FLOOR ROLLER					
250-05158	Slide Out Room Roller & Bracket 26mm. 217900		ea	6 per Kit	